



**A Leader
in Sustainable
Electrification.**

**Minimum 14% Recycled Copper
100% Low Carbon Aluminum
10-40% Carbon Saved**

Nexans
ELECTRIFY THE FUTURE

Summary

How to assess the Environmental Impact of **Cables**?

Nexans Commitment to Sustainability →

How to assess the Environmental Impact of Cables? →

How to reduce the Environmental Impact of Cables? →

Nexans Low Carbon Offer →

Nexans Commitment to Sustainability

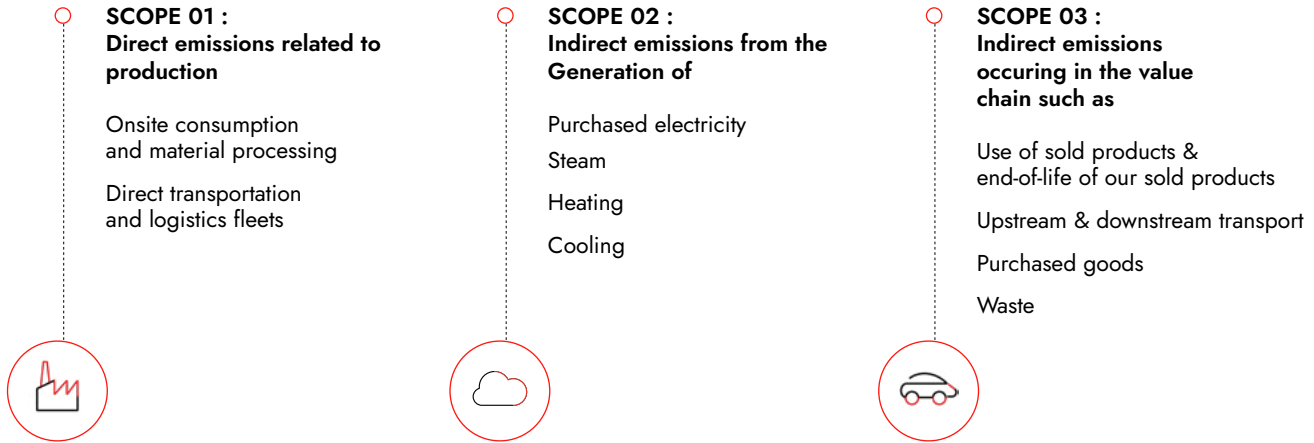
Sustainability is at the core of Nexans' strategy and offering to the market

Nexans is committed to Net-Zero emissions by 2050 aligned with the Science Based Targets initiative (SBTi)

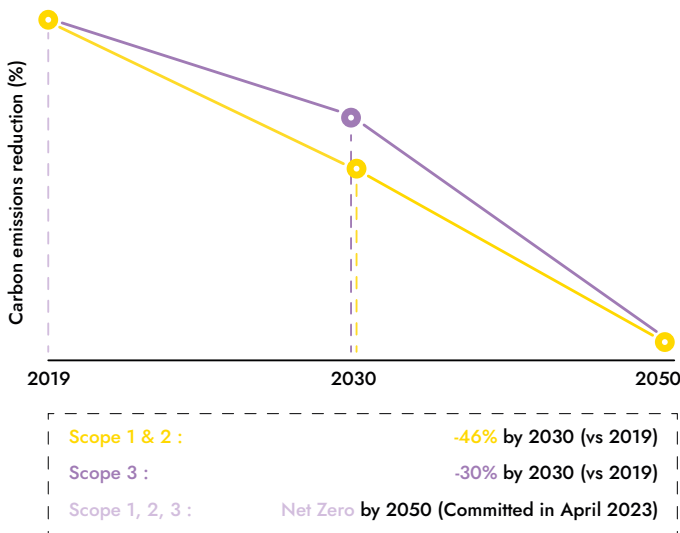


SBTi helps companies set emissions reduction targets in line with the Paris Agreement to limit global warming to 1.5°C. It empowers companies with clearly defined actions to reduce green house gas (GHG) emissions.

The 3 scopes of emissions : as defined in the GHG protocol



SBTi Targets and Nexans' Commitment



As of 2023, Nexans Canada has exceeded the 46% CO₂ emissions reduction for scopes 1 & 2.

Several actions have been implemented within our three manufacturing plants to help CO₂ reduction in the areas of energy consumption, transportation, circular economy and innovation. For Scope 3, we are well on our way to reaching the target.



Nexans has among the highest Corporate Social Responsibility (CSR) ratings in our industry.



Disclosure Project (CDP), an environmental NGO that focuses primarily on carbon, awarded Nexans with an **A-** rating for 2022



EcoVadis, the world's leading non-financial rating agency that assesses companies' CSR performance, awarded Nexans with the **Platinum Medal** which ranks us in the **top 1%** of companies assessed by EcoVadis in our industry.



In 2023, Nexans received the Copper Mark, and is the first rod fabricator to receive this honour in North America.

The **Copper Mark** is an award highlighting the responsible production of copper, following a third party assessment, and Copper Mark review.

Nexans cables are made by Canadians for Canadians!

For more than a century, we have been a vertically integrated manufacturer with our Montreal copper casting facility located right next to a copper refinery.

Our presence in Canada allows us to **minimize transportation emissions** resulting in a significant reduction in our overall carbon footprint.

How to assess the Environmental Impact of **Cables**?

Environmental Product Declaration (EPD):

Quantitatively measures the environmental footprint of a product using a holistic, scientific, transparent and comparable methodology. This methodology is compliant with ISO Standard 14025, which establishes the principles and procedures for developing Type III product declarations.

Product Environmental Profile

Family technical name: NMD90
 Family brand name: CANADEX
 Reference product name: 2C14(1) NMD90 CU 300V

369 kg CO₂ eq Climate change - total
 0.27789 kg Sb eq Resource use - minerals & metals (ADPe)
 4.4 m³ Net use of fresh water
 6605 MJ Total Primary Energy

PEP ecopassport N°: NNS-00239-V01-01-EN	Product Category Rules: PEP PCR-sd4-EN-2021-09-06
Verifier accreditation N°: 1955	Product Specific Rules: PSE-0001-sd4-EN-2022-11-16
Date of publication: 09-2024	Program information & documents: www.pep-ecopassport.org
	Validity period: 5 years

Independent verification of the declaration and data, in accordance with ISO 14025 : 2006

PEP are compliant with XP C08-100-1 : 2014 or EN 50693
 The elements of the present PEP cannot be compared with elements from another program.
 Compliant with ISO 14025: 2006 'Environmental labels and declarations - Type III environmental declarations'.

EPDs show information such as:

Global warming potential (kg CO₂ eq.): caused by emissions to the air contributing to the greenhouse effect.

Resource depletion (kg Sb eq.): indicator of the depletion of natural non-fossil resources.

Fresh Water Usage (m³): indicator of total use of fresh water.

Energy Usage (MJ): indicator of total use of primary energy resources.

EPDs are available for more than 90% of our products in Canada.

Nexans aims to offer clear, transparent, and easy-to-access environmental information on our products through these EPDs, with PEP Ecopassport as the registrar and independently verified by an external body.

EPDs are also used as a benchmark to find ways to continuously reduce the carbon footprint of our cables.

CARBON QUOTATIONS

Based on its certified EPDs, Nexans can measure the environmental impact and CO₂ emissions of our products and use it for a given project or purchase order.

EPDs can be found directly on a product's landing page on our website and through a QR code on the product label. The CO₂ generated by the manufacturing of our product can also be found directly on our package labels.

Nexans 12000019 CO₂/eq (Production): 53 KG

3C14(1) NMD90 CU CANADEX WHITE 150M

CANADEX
 CAUTION: DO NOT HANDLE BELOW MINUS 10 C
 ATTENTION: NE PAS MANIPULER AU-DESSOUS DE MOINS 10 C
 FOR USE IN DRY LOCATION ONLY

UPC 22089 10385

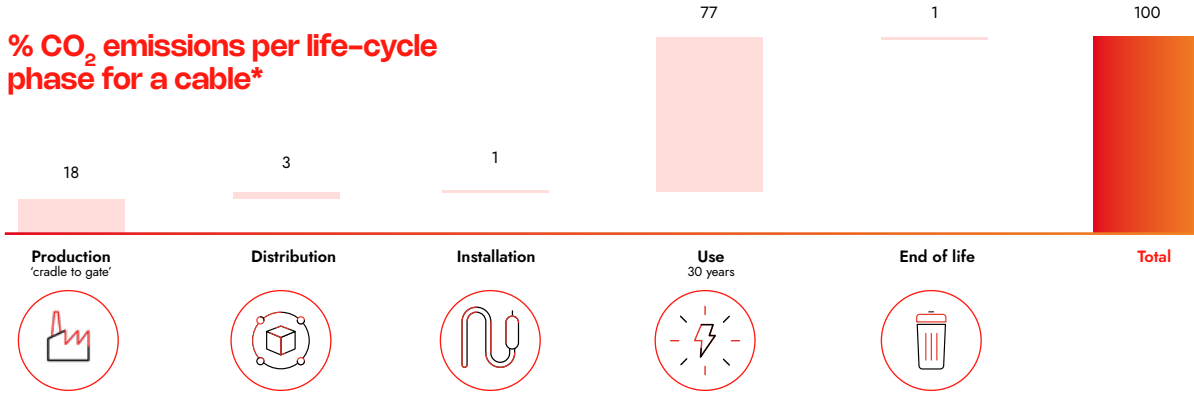
300 V PVC/NYLON #14 150 M

DATE: 28-Mar-2024 MADE IN Canada

← Test it

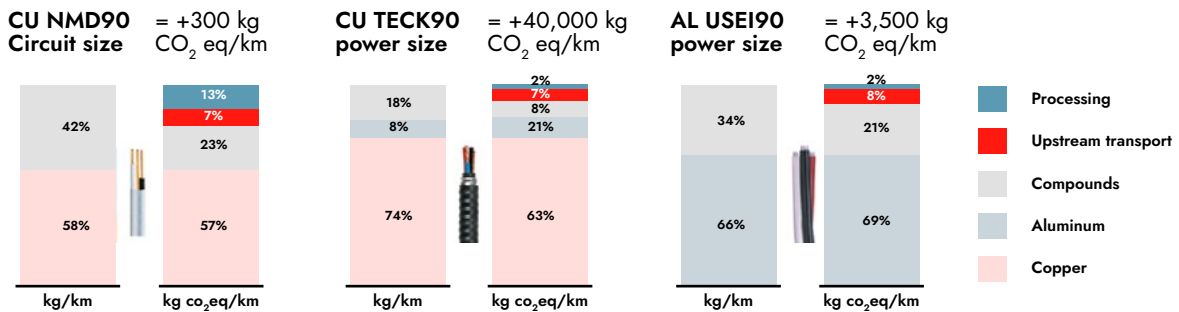


How to reduce the Environmental Impact of Cables?



"Production" and "Use" phases are the largest CO₂ contributors

% kg CO₂ distribution in the Production of Cables*



The Production phase of cables generates a significant amount of CO₂.

For example, roughly **0.5 km of TECK90 (large power size)** or **6 km of USEI90 (medium power size)** generates equivalent to **1 yearly emission per capita in Canada (2020)**.

Main contributors of CO₂ emission for the production stage is the metal in conductors:

- Up to 60% of total for Copper cables
- Up to 70% of total for Aluminum cables

Average 18,000 kg CO₂ eq emitted per capita yearly in Canada (2020)**

Levers to Reduce CO₂ Emissions

At "PRODUCTION" (~20% total CO₂)

1. Use recycled or "low carbon" metals
2. Incorporate recycled compounds
3. Reduce energy consumption in production & use electricity from renewable or decarbonized sources
4. Optimize transports

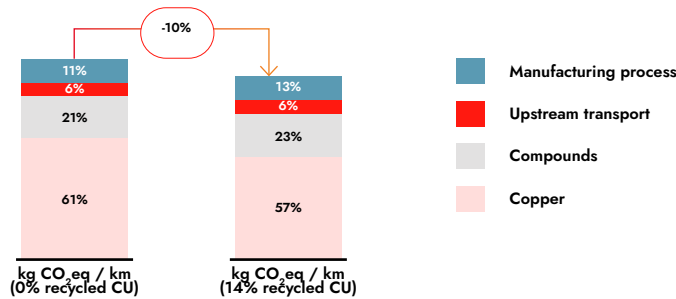
At "USE" (~80% total CO₂)

1. Reduce energy losses (Joule effect): calculate optimum economical and environmental cross section using different methods (IEC 62125)
2. Increase life span: increasing life span can greatly reduce the life cycle impact of the cable since the product would not have to be replaced as often

Nexans Low Carbon Offer

Nexans integrates a minimum of 14% recycled copper in all copper cables

CU NMD90 circuit size
(non-recycled vs recycled Cu)

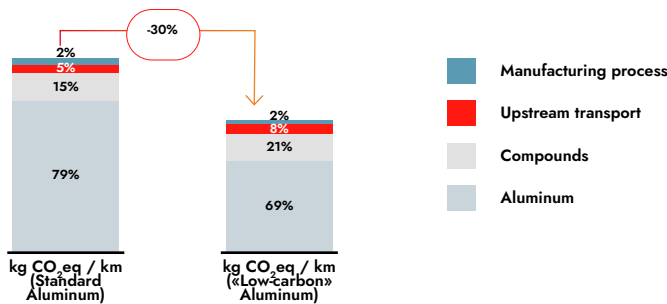


Incorporating 14% recycled copper in conductors allows to REDUCE the CO₂ footprint by ~10% for NMD90 circuit size.

Nexans uses 100% "low-carbon" aluminum in conductors

"Low-carbon" aluminum generates ~40% less CO₂ vs standard aluminum with smelting (electrolysis) using 100% renewable electricity.

AL USE190 power size
(standard vs "low-carbon" Al)



Using 100% "low-carbon" aluminum REDUCES the CO₂ footprint of AL USE190 power sizes by ~30%.

Nexans low carbon offer in a nutshell

ENVIRONMENTAL DATA AVAILABLE

- 90% product offer covered by EPD in Canada
- EPD data accessible through Nexans website
- Carbon quotation available on demand



LOW CARBON MATERIAL INCORPORATED

- Minimum 14% recycled copper
- 100% low carbon aluminum in conductor
- Responsibly produced copper: The Copper Mark



BENEFITS OF MADE IN CANADA

- Reduced GHG emission at Nexans factory level
- Reduced transport emission
- Best in class quality for longer life duration of products



Nexans Canada low carbon offer allows to reduce environmental footprint of cables by about 10% to 40%

www.nexans.ca

NEXANS CANADA

55 Commerce Valley Drive West
Suite 700
Thornhill, ON L3T 7V9
1-800-268-9473
1-800-263-2112 (French)
www.nexans.ca

